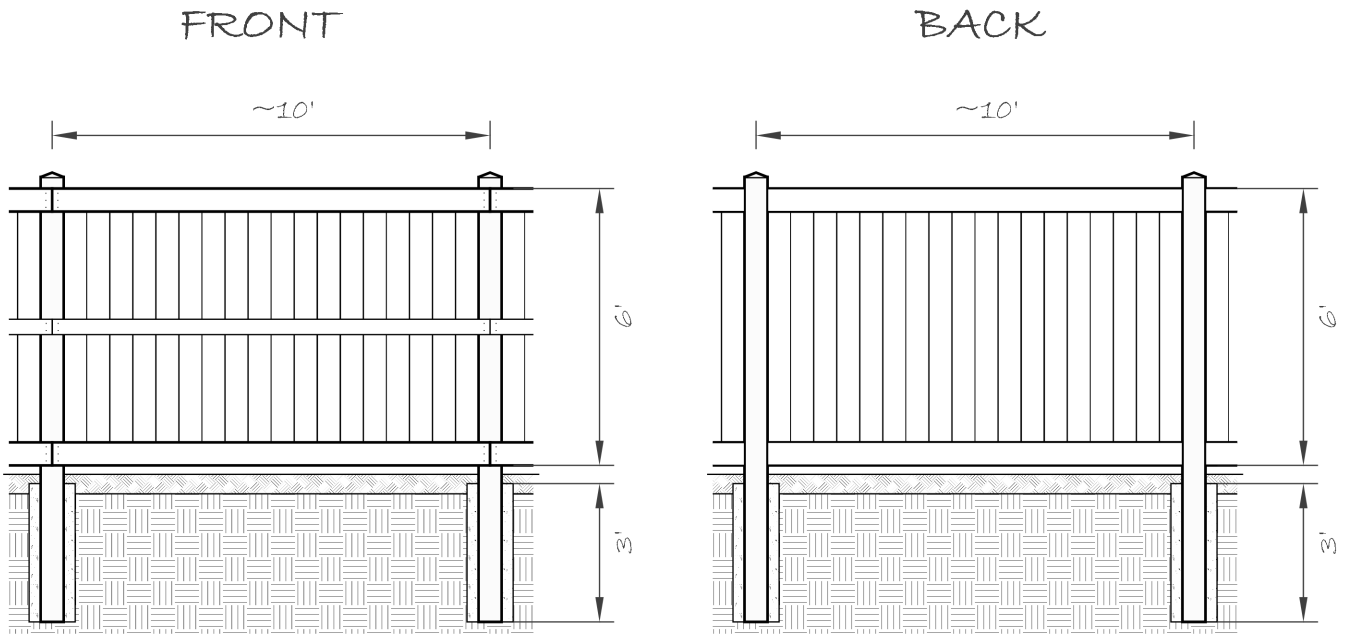


# STANDARD FENCE DETAIL

## CONTACT US FOR PRICING



Scale 1mm:50mm

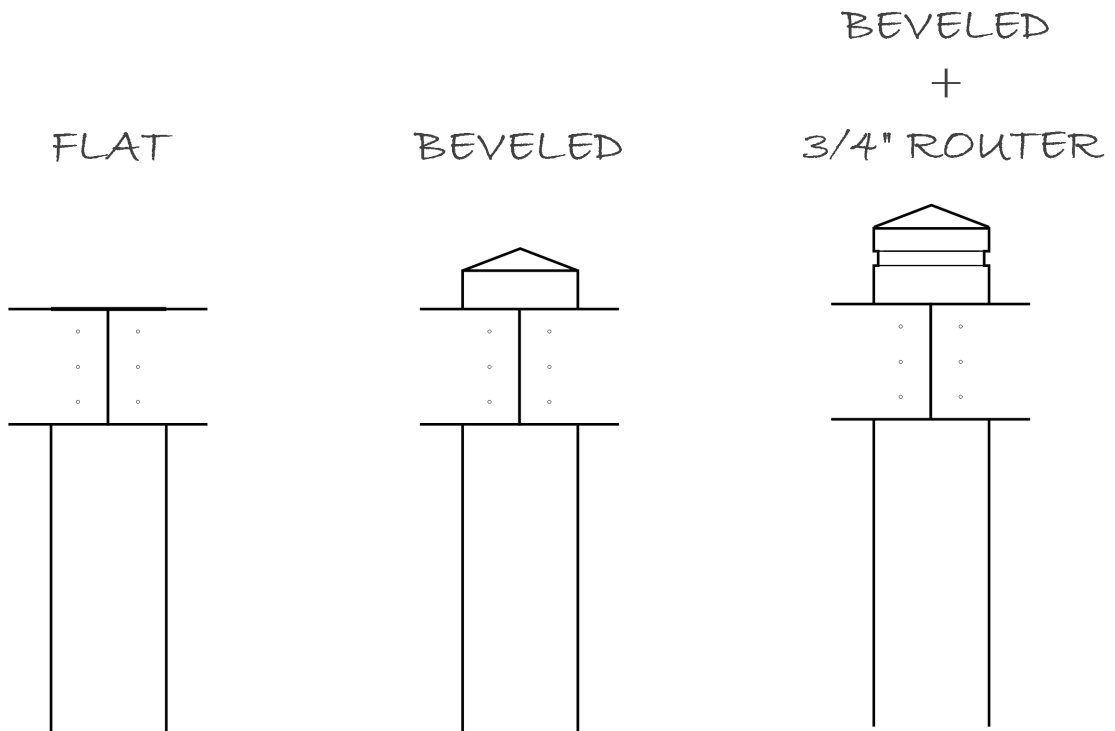
### NOTES:

- ~PRESSURE TREATED LUMBER UNLESS OTHERWISE NOTED.
- ~POSTS TO BE SET IN CONCRETE
- ~POSTS TO BE BURIED AT LEAST 36" DEEP.
- ~BOTTOM STRINGER TO BE AT LEAST 1" ABOVE FINISHED LANDSCAPE.
- ~MIDDLE STRINGER TO BE CENTRED BETWEEN TOP AND BOTTOM STRINGER.

*This is a concept drawing ONLY.  
The actual layout will be custom fit to each yard.*

# POST TOP DETAILS

## CHOOSE YOUR POST CUT



Scale 1mm:10mm

### NOTES:

~PRESSURE TREATED LUMBER UNLESS OTHERWISE NOTED.

~BEVEL TO BE 22.5 DEGREES.

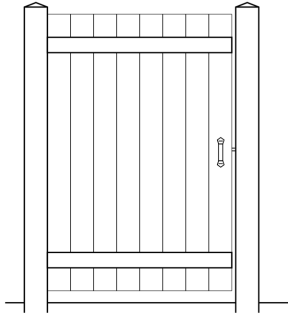
~3/4" ROUTER TO BE 1/4" DEEP

*This is a concept drawing ONLY.  
The actual layout will be custom fit to each yard.*

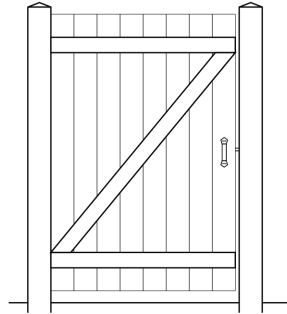
# STANDARD GATE DETAILS

## CHOOSE YOUR GATE

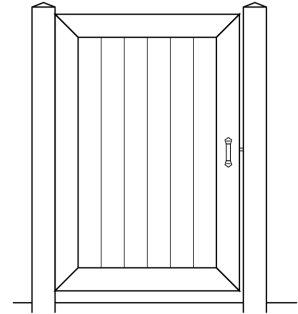
STANDARD



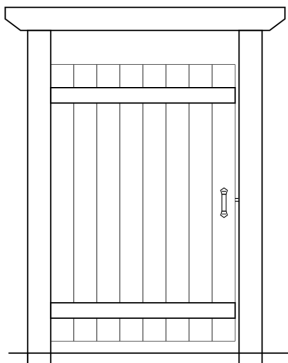
Z-PATTERN



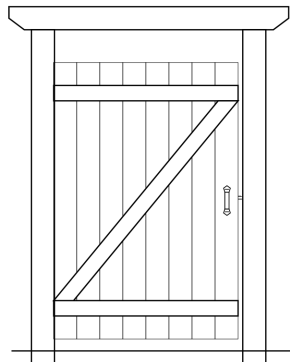
PICTURE FRAME



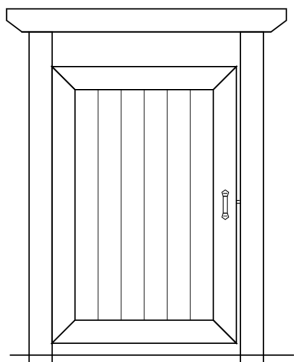
STANDARD  
W/ARBOR



Z-PATTERN  
W/ARBOR



PICTURE FRAME  
W/ARBOR



Scale 1mm:50mm

NOTES:

- ~PRESSURE TREATED LUMBER UNLESS OTHERWISE NOTED.
- ~LATCHES AND GATE HARDWARE TO BE BLACK.
- ~GATE TO HINGE FROM POST AT LOWEST POINT (TYPICALLY PROPERTY LINE).
- ~BOTTOM OF GATE TO BE AT LEAST 2' ABOVE FINISHED LANDSCAPE.
- ~THE DIMENSIONS OF EACH GATE ARE UNIQUE, AND WILL BE CUSTOM BUILT TO SUIT CONDITIONS.

*This is a concept drawing ONLY.  
The actual layout will be custom fit to each yard.*