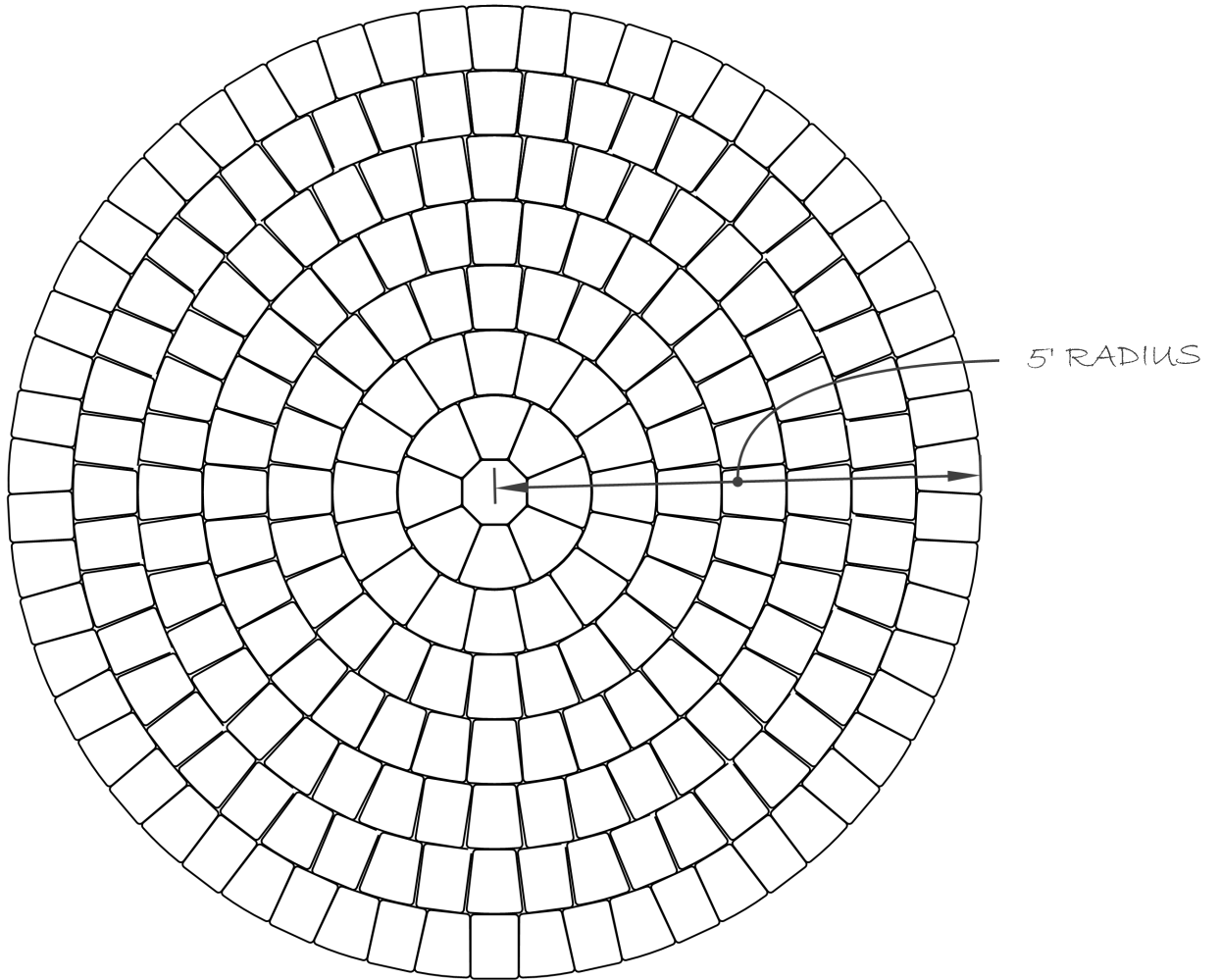


# ROMAN PAVER 10' CIRCLE KIT \$2,750 INSTALLED



#### NOTES:

~ROMAN EURO PATTERN 1 W/SOLIDER COURSE SHOWN IN SAMPLE.

~PRICE INCLUDES FULL INSTALLATION PRICE.

~PAVERS TO BE INSTALLED OVER:

-GEOTEXTILE FABRIC

-4" ROADCRUSH BASE

-MASONRY SAND


~PAVERS FILLED WITH POLYMERIC JOINT SAND + COMPACTED.

~EXISTING SITE CONDITIONS I.E. SLOPE, ACCESS, SOIL, MAY AFFECT THE COST.

~ALL IN PRICE EXCLUDES SPECIAL ORDER ITEMS



SIERRA GREY



ANTIQUE BROWN




CHARCOAL

# HOLLAND PAVER KITS

8X12.8' \$3,070 INSTALLED

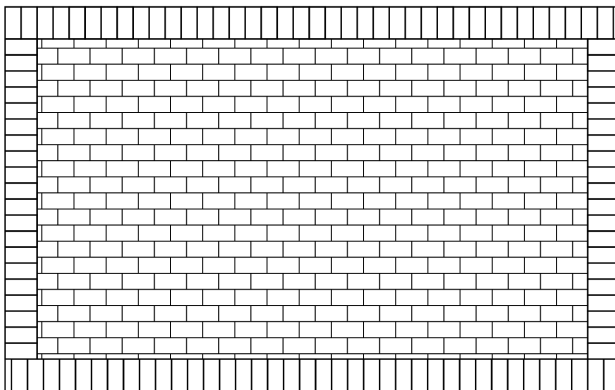
10X16' \$4,250 INSTALLED

HERRINGBONE



GREY

RUNNING BOND


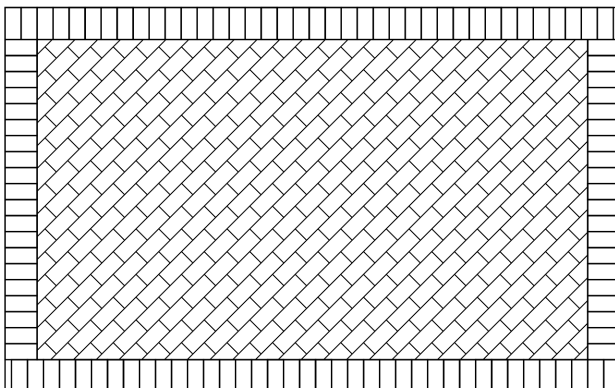


CHARCOAL



VICTORIAN

45° RUNNING BOND



RUSTIC  
(TAN/CHARCOAL)

NOTES:

~PRICE INCLUDES FULL INSTALLATION PRICE.

~PAVERS TO BE INSTALLED OVER:

- GEOTEXTILE FABRIC
- 4" ROADCRUSH BASE
- MASONRY SAND

~PAVERS FILLED WITH POLYMERIC JOINT SAND + COMPACTED.


~EXISTING SITE CONDITIONS I.E. SLOPE, ACCESS, SOIL, MAY AFFECT THE COST.

~ALL-IN PRICE EXCLUDES SPECIAL ORDER ITEMS

# ROMAN PAVER KITS

8x12.8' \$3,300 INSTALLED

10x16' \$4,950 INSTALLED




**NOTES:**

- ~ROMAN EURO PATTERN 1 W/SOLIDER COURSE SHOWN IN SAMPLE.
- ~PRICE INCLUDES FULL INSTALLATION PRICE.
- ~PAVERS TO BE INSTALLED OVER:
  - GEOTEXTILE FABRIC
  - 4" ROADCRUSH BASE
  - MASONRY SAND
- ~PAVERS FILLED WITH POLYMERIC JOINT SAND + COMPACTED.
- ~EXISTING SITE CONDITINOS I.E. SLOPE, ACCESS, SOIL, MAY AFFECT THE COST.
- ~ALL IN PRICE EXCLUDES SPECIAL ORDER ITEMS



SIERRA GREY



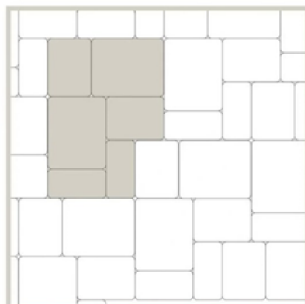
ANTIQUÉ BROWN



CHARCOAL




DESERT BUFF



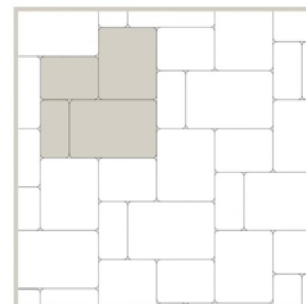
**Pattern 1**

Pieces per 100 sq. ft.  
 85 pieces: 8 x 10 = 50% of total area  
 85 pieces: 8 x 6 = 30% of total area  
 85 pieces: 8 x 4 = 20% of total area



**Pattern 2**

Pieces per 100 sq. ft.  
 53 pieces: 8 x 12 = 38% of total area  
 53 pieces: 8 x 10 = 31% of total area  
 53 pieces: 8 x 6 = 19% of total area  
 53 pieces: 8 x 4 = 12% of total area



**Pattern 3**

Pieces per 100 sq. ft.  
 53 pieces: 8 x 12 = 38% of total area  
 53 pieces: 8 x 10 = 31% of total area  
 53 pieces: 8 x 6 = 19% of total area  
 53 pieces: 8 x 4 = 12% of total area